



TTCH
FIXING TO
STEEL

TTCH using
Semi rigid
Insulation

TTCH using
Rigid
Insulation

25/14 CHANNEL SYSTEM

The TecTies 25/14 Channel System is designed to tie brickwork to steel columns or concrete structures.

The channel has fixing holes for High Thread Stainless Steel Tek Screws.

Channel available in standard lengths of 2700mm.



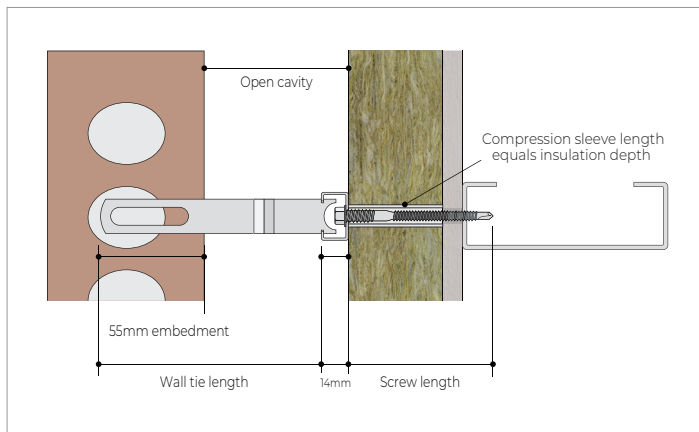
Tecties are partners with NBS, which means you can find our products on the NBS Source website at www.tecties.co.uk/

TTCH using Semi Rigid Insulation

For an insulation depth up to 220mm

TTCH Wall Ties

Lengths: For open cavities up to 259mm

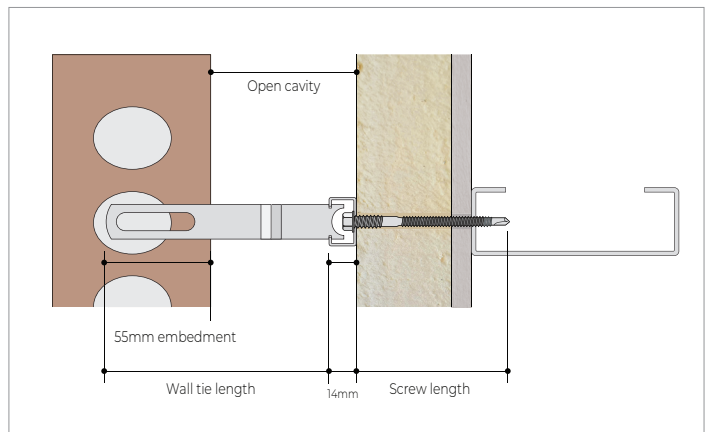


TTCH using Rigid Insulation

For an insulation depth up to 220mm

TTCH Wall Ties

Lengths: For open cavities up to 259mm



Channel Tie Cavity Key

35-59mm	60-84mm	85-109mm	110-134mm	135-159mm	160-184mm	185-209mm	210-234mm	235-259mm
TTCH100	TTCH125	TTCH150	TTCH175	TTCH200	TTCH225	TTCH250	TTCH275	TTCH300

The 25/14 Channel Ties are supplied in standard lengths from 100mm to 300mm projections, complete with V Drip. Tecties recommend a minimum embedment of 55mm into masonry.

visit www.tecties.co.uk for more information or call **01663 749361**

📍 Tecties, Hague Bar Works, Hague Bar, New Mills SK22 3AT
 📞 T: 01663 749361 F: 01663 747897 🌐 E: sales@tecties.co.uk

Fixing Screws

High Thread Stainless Steel Tek Screws are available to accommodate a combined backing board and insulation thickness of up to 220mm and a steel thickness from 1.2mm to 3mm.

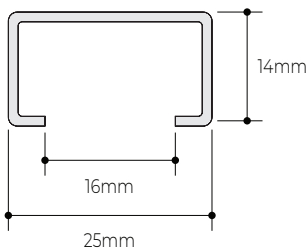
Tecties High thread stainless steel tek screws feature a shaped drill tip of hardened steel that allows installation without pre-drilling. Drive sockets are available. See tables for correct screw reference and fixing centres.

High Thread Stainless Steel Tek Screws

Insulation/Backing Material Thickness (mm)	Screw Length (mm)
30-48	Screw lengths available to accommodate insulation/backing material thicknesses of 30-248mm. Please contact the TecTies sales office for more information.
41-68	
52-90	
71-108	
92-128	
111-148	
142-178	
171-218	
202-248	

Tecties 25/14 Channel

25/14 channel is available in lengths of 2700mm. It features pre-punched holes at close centres to ensure a fixing position is always located near the end, even when it is cut on site. The channel has a 16mm opening to easily accommodate a drive socket and washer for the High thread stainless steel tek fixing screws.



Tecties 25/14 channel features alternate 5.3mm and 9.5mm diameter holes to accept different fixings.

The smaller diameter holes should be used when fixing to steel or timber with Tecties High thread stainless steel tek screws.

The larger diameter holes are to accommodate fixings for concrete.

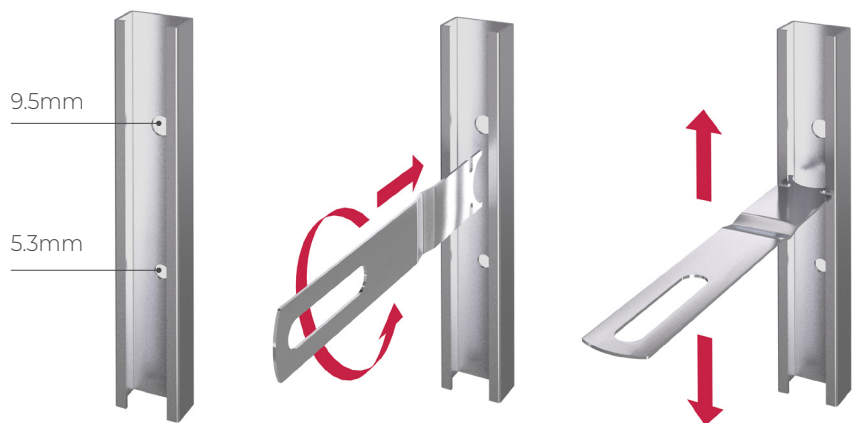
Recommended Wall Tie and Fixing Screw Vertical Centres, based on 25/14 Channel at 600mm Horizontal Centres

Tie Type	Insulation Thickness ¹ (mm)	Vertical Tie Spacing (mm)	Vertical Fixing Spacing (mm)
1	Max 220	300	225
2	Max 220	450	337.5
3	Max 220	450	337.5/450*
4	Max 220	450	337.5/450*

Notes: Centres shown achieve equivalent tie type performances to PD 6697 6.2.2.5, Table 12 (M2 Mortar). *337.5mm centres for insulation thicknesses greater than 114mm

Tecties TTCH Wall Ties

Tecties TTCH wall ties are available in various lengths to suit open cavities from 35mm to 259mm (see selection table). They are located in the channel by rotating through 90 and can be easily moved to the required position where they are built into the masonry bed joint. See tables for correct tie references and fixing centres.



Open Cavity (mm)	Tie Length (mm)	Tecties TTCH Tie Reference
35-59	100	TTCH/100
60-84	125	TTCH/125
85-109	150	TTCH/150
110-134	175	TTCH/175
135-159	200	TTCH/200
160-184	225	TTCH/225
185-209	250	TTCH/250
210-234	275	TTCH/275
235-259	300	TTCH/300

visit www.tecties.co.uk for more information or call **01663 749361**

📍 Tecties, Hague Bar Works, Hague Bar, New Mills SK22 3AT
 📞 T: 01663 749361 F: 01663 747897 🌐 E: sales@tecties.co.uk



For semi-rigid/flexible insulations, we offer compression Sleeves which correspond to the thickness of the insulation specified. The tubes are designed to ensure that the compressive strength and stability of the channel tie system are both achieved and maintained by preventing the channel deflecting into and compressing the insulation during installation, and whilst under normal load.

Guarantee

Tecties guarantee that each element of our channel system is independently tested to the appropriate standards. All test data is available on request.



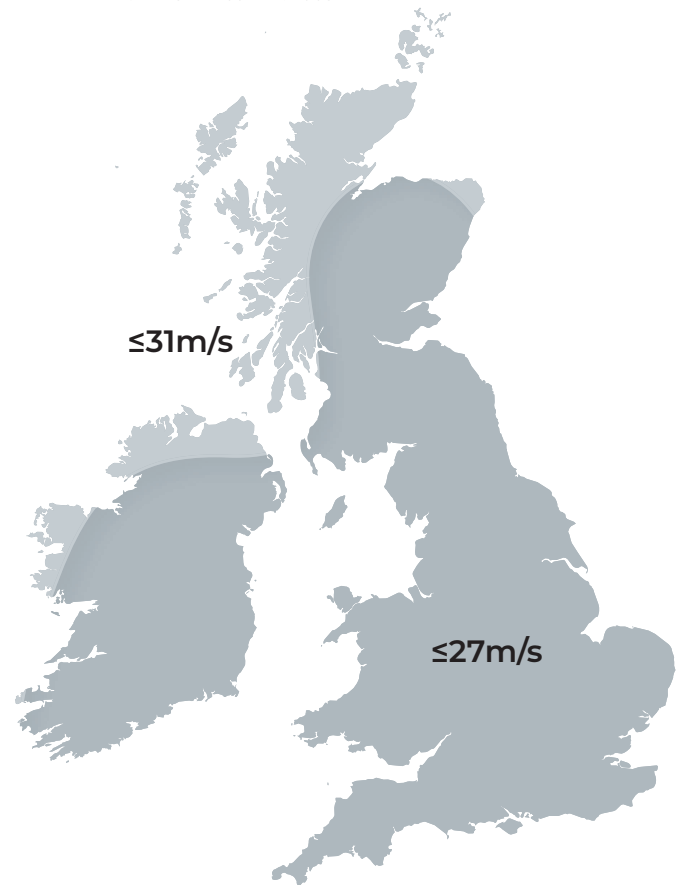
Wall Tie Types

Required Wall Tie Type	Application	Maximum Building Height (m)	Geographical Location
Type 4	Light duty tie, suitable for box-form domestic dwellings	10	Suitable for flat sites in towns/cities where basic wind speed does not exceed 27m/s and altitude is not more than 150m above sea level
Type 3	Basic wall ties, suitable for residential and small commercial buildings	15	Suitable for flat sites where basic wind speed is up to 27m/s and altitude is not more than 150m above sea level
Type 2	General purpose tie, suitable for residential and small commercial buildings	15	Suitable for flat sites where basic wind speed is up to 31m/s and altitude is not more than 150m above sea level
Type 1	Heavy duty tie, suitable for most building types	Any height	Suitable for most sites. However, for relatively small or unusually shaped buildings in vulnerable areas, tie provision should be calculated

Notes: Refer to PD 6697: 2010 and BS EN 1991-1-4: 2005 for complete information. For information on the certified management systems and standards see Tecties.co.uk

Wind Speed Map

from BS EN 1991-1-4: 2005



UKCA/CE+UKNI marked



Superior Sections Ltd, 32 Regal Drive, Walsall
Enterprise Park, Walsall, West Midlands WS2 9HQ

visit www.tecties.co.uk for more information or call **01663 749361**

📍 Tecties, Hague Bar Works, Hague Bar, New Mills SK22 3AT
📞 T: 01663 749361 F: 01663 747897 🌐 E: sales@tecties.co.uk